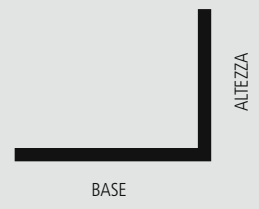



Angolari laminati SOLUBILIZZATI DECAPATI

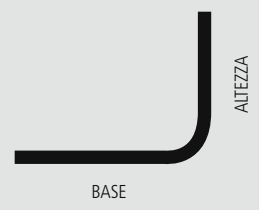



LEGA 304 / 316

DIMENSIONE in mm	Peso Kg/Mt	DIMENSIONE in mm	Peso Kg/Mt
20 x 20 x 3	0,880	40 x 40 x 4	2,430
25 x 25 x 3	1,120	40 x 40 x 5	2,960
25 x 25 x 4	1,450	50 x 50 x 5	3,830
25 x 25 x 5	1,790	60 x 60 x 6	5,480
30 x 30 x 3	1,360	80 x 80 x 8	9,630
30 x 30 x 4	1,780	100 x 100 x 10	15,200
35 x 35 x 4	2,110		

N.B.: altre misure potranno essere fornite su richiesta.

Angolari profilati A SPIGOLO RAGGIATO



LEGA 304 / 316

DIMENSIONE in mm	Peso Kg/Mt	DIMENSIONE in mm	Peso Kg/Mt
20 x 20 x 3	0,800	40 x 40 x 4	2,400
25 x 25 x 3	1,040	40 x 40 x 5	2,760
30 x 30 x 3	1,280	50 x 50 x 5	3,550

N.B.: altre misure potranno essere fornite su richiesta.